



1874

THE HAWKSWORTH HERALD

'Learning through Love, Fun and Faith'

Volume 9 Issue 342

Date 4.11.22

Class News

Class 1



Class 1 have had a busy first week back. We have been learning all about Diwali and had a special visitor in to talk to us about it. Thank you to Mrs Maan (and Avaanie) who gave up her free time to come and talk to us and teach us all about Diwali, we really enjoyed our visit and tasting the delicious sweet treats you brought in. In maths we are working really hard on our deeper understanding of numbers 1, 2 and 3. We are enjoying our phonics lessons and are reading and writing all the time now. We have all improved so much in such a short time.

Mrs I Metcalfe and Mrs K Manning Class 1 Teachers

Class 2



This week in Class 2, the children have settled back in really well and look well rested. In Maths, the Year One children have been finding number bonds of ten and using them to answer questions. The Year Two children have been adding three one-digit numbers using ten frames. In English this week, the children wrote a recount about their half term holidays and they have been learning about the -ed suffix. In Science this week, the children have been investigating how to have good personal hygiene. The Y1 and Y2 children worked together to create a personal hygiene poster for Class 1 - they were brilliant! This week we had two special visitors to our class: Kate's cat, Purdey and a 'Buddy Dog'. The children thoroughly enjoyed seeing both animals and have learnt a lot more about the impact a Buddy dog has on a child or adult who is blind. Well done Class 2 for a brilliant week. I look forward to seeing you on Monday 😊.

Miss E Ward Class 2 Teacher

Class 3



Class 3 have had a wonderful start to the new half-term after a well-deserved break! In Science, children commenced their new topic (Plants) in true Halloween fashion by investigating the parts of a pumpkin and learning about the pumpkin's life cycle. The Halloween theme continued into English with children writing some truly frightening setting descriptions which later helped them to write their own setting descriptions for their refugee adventure story. In Maths, children have continued to deepen their understanding of addition and subtraction, recognising the most efficient method to solve equations using counting on, rounding and estimating. In Art, children have worked incredibly hard to produce some wonderful figures in the style of Keith Haring! Well done to Class 3 for an amazing first week back after half-term! Keep up the amazing work! Mr H Hawcroft Class 3 Teacher

Class 4



In English Class 4 have been recapping how to punctuate direct speech this week. We did this by converting comic strips including old Beano comics from the 1980s! We have also started our new class text '*Children of the Benin Kingdom*' and have written a prequel to the story. In maths, we have been learning the methods for long multiplication and using these to solve problems. We have written a report about Windrush and the subsequent scandal in History and in Art we have begun our learning on Keith Haring. *Mrs S Oliver Class 4 Teacher*

Kestrels News



We have had a great time in Kestrels over the last few weeks making lots of fun crafts and activities. The children have made alien spaceships with lots of brilliant designs. We also made some scary alien masks and aliens which the children coloured in and cut out. There were lots of colour by numbers and the children loved making lots of shapes in the glittery and star playdough. The second week we celebrated Diwali. We used paper plates and brightly coloured card to make rangoli patterns. They looked fabulous. The children also used coloured pasta to design some wonderful necklaces and bracelets. We also got very messy making patterns in the brightly coloured Oobleck. This week we have had pumpkin carving and making shapes with potatoes and paint. The children have also used orange and yellow tissue paper to create a bonfire picture. We have also made lots of Catherine Wheels and other fireworks using paper plates and black paper with chalk. *Mrs J Tempest Kestrels Leader*

House points

Attendance (Leeds Target 97%)

| House | Points | Class | % |
|----------|--------|---------|--------|
| Eagles | 458 | Class 1 | 97.52% |
| Falcons | 393 | Class 2 | 95.79% |
| Vultures | 505 | Class 3 | 97.39% |
| Condors | 435 | Class 4 | 97.62% |

School News

The Hawksworth Herald

As you are aware the Hawksworth Herald has been a weekly issue since January 2014. However, I decided to reduce the number of issues and have it go out every three weeks. The intention is to have class pages on the school website utilised so teachers can share photos, summaries of class activities and school information. The class teachers will start to upload photographs and information next week...Mrs Oliver has already tipped her toe into the joys of website design and on Thursday successfully uploaded her first carousel of photos and class linked information.

Governor News

I am pleased to announce we had a successful application for the vacant parent governor position. Mr Hargreaves is a parent of Fletcher (Class 4) and Logan (Class 3). Mr Hargreaves will be a great addition to the governing body and brings a wide range of experience and skills which will benefit the school. He has already made great contributions to the school and local community, successfully overseeing, planning and organising 'Up the Odda'. Mr Hargreaves will commence his duties following the necessary paperwork is completed with Leeds City Council and their Governors service.

Garden makeover!



The Cooper and Middleborough families were very busy during the half-term holiday and have weeded and planted up all the planters at the rear of school. This generous act has been greatly appreciated! They have put flowers and bulbs in the middle two and a smaller number of bulbs in the bottom one. The nearest planter has strawberries in half of it but nothing in the other half...but the children in each class want to plant some wildflower seeds to fill in the gaps and they should all go together nicely. We are all excited for how it will look in Spring!

Bake Sale

On Saturday 5th November 2022 (10 am to noon) five of our Hawksworth children are organising a Bake Sale in the village Methodist Church with funds going to support a small charity Oasis Relief Zambia. The charity works to dig bore holes to provide safe and clean water. The charity also supports three small schools, seeing education as a way out of poverty. The children did really well last year and managed to raise £450, which all went directly to the schools, providing equipment and food for the children. The children running the event are - Leo, Max, Holly, Martha and Joey.

I will certainly be popping along to support this event.

#HelloYellow

Thank you to all families, staff and governors who contributed to this year's Hello Yellow day collection. We raised £167 in total, of which, £17 was collected on the day from children who wore non uniform and the remaining was raised from online contributions to the Hawksworth page on #HelloYellow. The charity is a very worthy cause and one of their funded workers has worked with Hawksworth children but also across three other schools within our ALPT group of schools.



(A number of children are missing from the school photograph due to social media permissions).

Year 4 Football Team

Next Thursday I will be taking nine Y4 players to play a football match at Rufford Park Primary School. Kick off will be at 3.00 pm and hopefully the team will achieve an away win!

Harvest Festival Foodbank update

Thank you again to all parents, staff and governors who donated food for the recent Harvest festival. Father David dropped off the bags of food to the Bradford North Foodbank (below is a thank you from the supporters of the foodbank).



Building work update

During the half term holidays school was a hive of activity including both weekends. The roofers successfully installed the new electric sensor skylights for Class 4 and completed the first phase of the £230,000 project which will restart next summer. We also had our gate graphic finally installed after the first one included a graphic glitch which made some letters look like the silhouette of a wine glass! The rather depressing and cluttered resource room has also been transformed into a spacious and bright room including a new carpet, a slatted wooden divider and numerous shelves which has created storage for 65 new plastic boxes which will provide storage for topic boxes and a range of educational resources. We also had lights fitted to the front of school to add lighting to the carpark which will be good as the dark nights draw in – it also enabled us to illuminate the coats of arms (many parents have not noticed the shield before and have asked me about it). The coats of arms are of the Fawkes family who provided money for our school (established in 1874) to move to the present building in 1875:

'The history of the Hawksworth family dates back to the eleventh century when Walter de Hawksworth resided here. His father, John, came over with William the Conqueror from Normandy and was subsequently killed at the Battle of Hastings in 1066. Hawksworth Hall was eventually built, the oldest part has a datestone of 1611, and was the seat of

the Hawksworth family. Later, it passed into the **Fawkes family (Guy Fawkes was a relative)** who established the village school in 1874 and funded the building of the school a year later'. Excerpt from 'History of Hawksworth Village'.



Message from Mrs Malir



Mrs Malir visited school yesterday, it was great to see her and hear about how much she is enjoying early retirement. She will be popping back into school to run some cookery sessions in the near future. Her first session will be baking Christmas cakes with Class One children. She has asked all parents to send in any small baked bean or spaghetti hoop tins (washed out please!).

Class 2



This week Class 2 had two special visitors to class: Kate's cat *Purdey* and a 'Buddy Dog'.

The children thoroughly enjoyed seeing both animals and have learnt a lot more about the impact a 'Buddy dog' has on a child or adult who is blind.



Class 2 children learning braille

Christmas dates

The Christmas meal for children will be on **Friday 9th December 2022**.

Due to the boiler at St Paul's church needing to be replaced we have now had to change the venue of our evening Christmas service to St Oswald's Church. **Tuesday 13th December 2022, 6pm - 7pm, St Oswald's Church.**

Our Christingle service will be held in the school hall on **Wednesday 14th December 2022 at 9.15am** for the children – all are welcome!

Dear Parents/Carers,

Father David will be holding a Christingle service on Wednesday 14th December 2022.

Please can we ask that all children prepare and make their own Christingle to light in our collective worship on the 14th. (All children will be supervised by staff at all times)

Please bring to school by 13th December.

Thank you

Mrs I. Metcalfe

See instructions next page:

How to Make a Christingle Candle

What is Christingle?

Christingle is a symbol of Christ's light and love for everyone.

Christingle services takes place in churches before Christmas.

The orange is the world, the lighted candle is Jesus, the Light of the World, the red ribbon or tape is the blood of Christ and the cocktail sticks represent the four seasons and the fruits of the Earth as gifts from God.

What you will need:

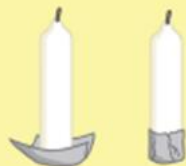
- 1 orange
- 1 birthday candle
- 1 small piece of foil measuring 6cm by 6cm to catch dripping wax
- enough red ribbon or red tape to go all the way around the middle of the orange
- 4 cocktail sticks (adults to cut the pointy bits off first)
- soft sweets or dried fruit (12 pieces per Christingle)

What to do:

1. First, stick a piece of red tape or ribbon around the middle of your orange. You might need an extra pair of hands with this bit.



2. Next, wrap the foil around the bottom of the candle to make a sort of saucer to catch the wax.



3. Then ask an adult to make a hole in the top of the orange and wedge the candle (with foil) firmly inside the hole.



4. Put fruit or soft sweets onto 4 cocktail sticks.

WARNING—Please be careful, the cocktail sticks may still be sharp.



5. Push the 4 sticks into the orange, one in each quarter of the top half of the orange. Make sure the sticks point slightly upwards.

WARNING—Lighting candles is dangerous. Children should always be supervised by an adult.



Safeguarding

At Hawsworth CE Primary School, the welfare of our children is of paramount importance to all members of our community, and safeguarding is a key responsibility for everyone.

Our safeguarding team is currently:

Mr D. Norris (Headteacher and Designated Safeguarding Lead)

Mrs Stefanie Oliver (Assistant Headteacher and Deputy Designated Safeguarding Lead)

Mrs Sonya Gallagher (HLTA, Learning Mentor and Deputy Designated Safeguarding Lead)

Mrs J. Archdale (Safeguarding Governor)

Diary Dates 2022-2023

| Autumn 2 | | *in red - new dates or venues |
|--|-------------------|--|
| Tuesday 8 th November 2022 | 9.30am – 11.30am | Open Morning |
| Monday 14 th November 2022 | All day | Odd Socks Day |
| Tuesday 15 th November 2022 | 2.30pm | Stay and Play |
| Thursday 17 th November 2022 | 1.00pm – 3.00pm | Open Afternoon |
| Friday 18 th November 2022 | All day | Training Day – school closed to pupils |
| Saturday 19 th November 2022 | 9.30am – 11.30am | Open Morning |
| Thursday 24 th November 2022 | 9.30am – 11.30am | Open Morning |
| Tuesday 29 th November 2022 | 1.00pm – 3.00pm | Open Afternoon |
| Tuesday 6 th December 2022 | 9.30am | Nativity Performance 1 |
| Thursday 8 th December 2022 | 9.30am | Nativity Performance 2 |
| Tuesday 13 th December 2022 | 6pm - 7pm | Christmas Service, St Oswald's Church |
| Wednesday 14 th December 2022 | 9.15 am | School hall |
| Wednesday 14 th December 2022 | 1pm – 3pm | KS1 Christmas Party |
| Thursday 15 th December 2022 | 1pm – 3pm | KS2 Christmas Party |
| Spring 1 | | |
| Tuesday 3 rd January 2023 | All day | Training Day – school closed to pupils |
| Thursday 26 th January 2023 | 2.30pm | Reading Workshop Class 1 |
| Spring 2 | | |
| Thursday 16 th March 2023 | 2.30pm | Stay and Play |
| Tuesday 28 th March 2023 | 3.30pm - 5pm | Parents' Evening |
| Thursday 30 th March 2023 | 3.30pm - 7pm | Parents' Evening |
| Summer 1 | | |
| Monday 8 th May 2023 | Monday - Thursday | KS2 SATs Week |
| Monday 15 th May 2023 | Monday - Thursday | KS1 SATs Week |
| Monday 22 nd May 2023 | Monday - Friday | Y5/Y6 Residential Week |
| Tuesday 23 rd May 2023 | 2.30pm | Reading Workshop Class 1 |
| Summer 2 | | |
| Monday 12 th June 2023 | 1pm – 3pm | School Sports Day |
| Monday 12 th June 2023 | Monday - Friday | Year 1 Phonics week |
| Monday 19 th June 2023 | 1pm – 3pm | School Sports Day reserve |
| Wednesday 21 st June 2023 | 2.30pm | Stay and Play |
| Tuesday 27 th June 2023 | All day | Y6 Transition to Guiseley |
| Thursday 6 th July 2023 | All day | Y5 Transition to Guiseley |
| Monday 17 th July 2023 | All day | End of year reports to parents |
| Wednesday 19 th July 2023 | 2.30pm – 3.15pm | Leavers' Awards (All visitors welcome) |
| Thursday 20 th July 2023 | 2.15pm - 3pm | Leavers' Production (All visitors welcome) |
| Monday 24 th July 2023 | All day | Training Day – school closed to pupils |
| Tuesday 25 th July 2023 | All day | Training Day – school closed to pupils |

Kind regards

Mr D Norris BA (Hons) QTS

Headteacher

